



SOUTH DELHI MUNICIPAL CORPORATION
OFFICE OF THE DEPUTY COMMISSIONER (R.P. CELL)
Dr. Shyama Prasad Mukherjee Civic Centre (25TH Floor)

No. AC/RPC/SDMC/2017/D- 740

Dt. 13. 12. 2017

CORRIGENDUM

In reference to NIT no. 682 dt. 23.11.2017, the revised schedule of bidding process is as under :-

Sl. No.	Details	Provision as per NIT/corrigendum	Revised provisions
1.	Last date of request for bid document	13.12.2017 at 05:00 PM	21.12.2017 at 05:00 PM
2.	Last date of submission of bid documents	14.12.2017 at 11:AM	22.12.2017 at 11:00 AM
3.	Date of opening of Technical bid	14.12.2017 at 03:00 PM	22.12.2017 at 03:00 PM

The rest of the content of the tender documents attached with NIT no. 682 dated 23.11.2017 will remain unchanged.

Assistant Commissioner

R.P. Cell, SDMC
Assistant Commissioner
Remunerative Project Cell, SDMC

1. All Concerned
2. Notice Board

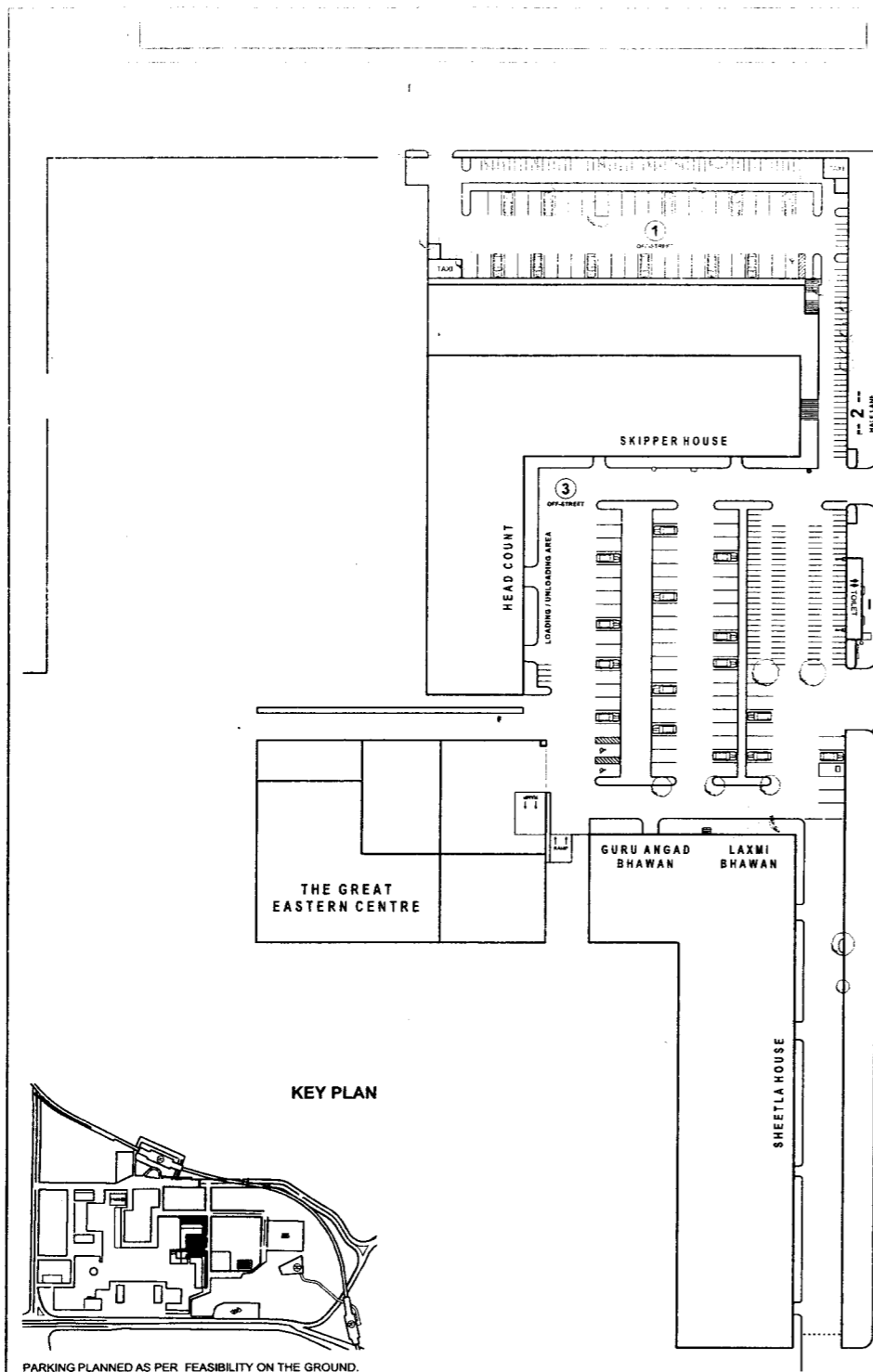
CORRIGENDUM
NIT NO. RPC/SDMC/2017/D-682 DATED 23.11.2017

Revised ANNEXURE-I

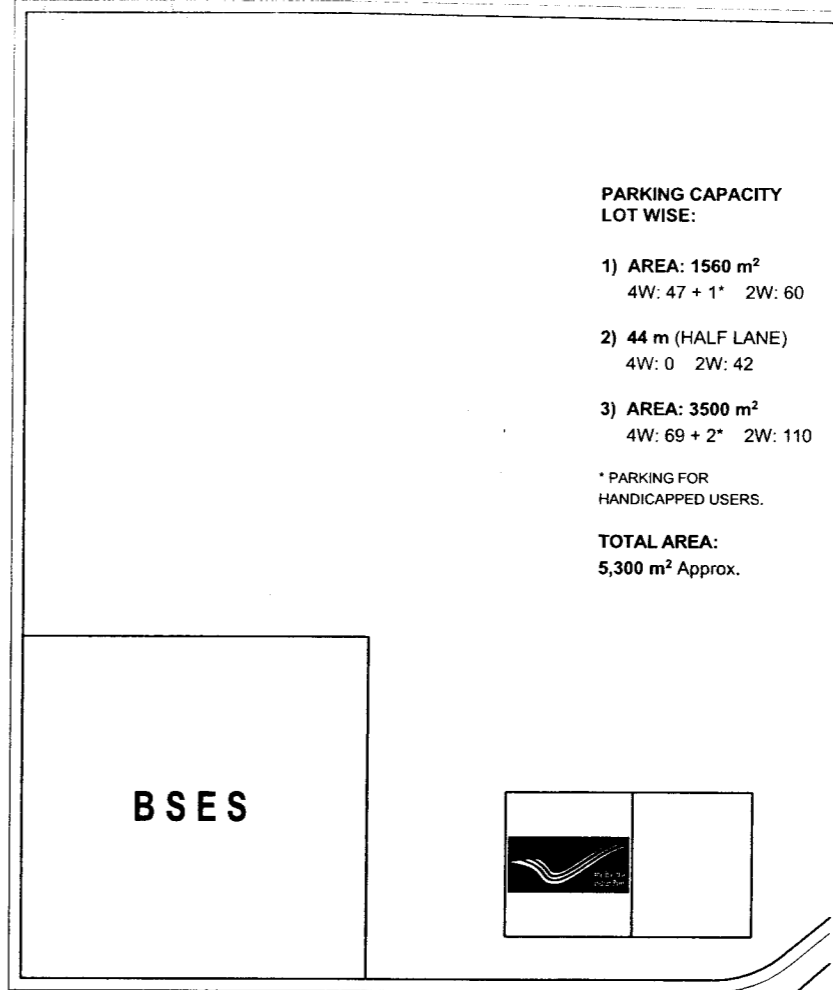
List of 19 parking sites along with RMLF

Sl. No.	Name of Parking Site	Name of Zone	RMLF
1.	J Block Rajouri, Garden	West Zone	154800
2	District Centre, Janak Puri	West Zone	223500
3	B-7, Darya Ganj	Central Zone	109350
4	Shaheed Park ITO	Central Zone	95200
5	Appu Ghar	Central Zone	67500
6	MTNL, Nehru Place	Central Zone	313200
7	B-7, Vasant Kunj	South Zone	172600
8	Qutub Institutional Area I & II	South Zone	454500
9	Balaji Estate Kalkaji	Central Zone	96000
10	Ward No. 164, Hauz Khas	South Zone	87300
11	H-Block, Sarita Vihar	Central Zone	78100
12	Lokbir Singh Commercial Complex, Nangal Rai	West Zone	419250
13	R-Block Sukhda Hospital	Central Zone	67200
14	Plot No. 62-69, Nehru Place	Central Zone	337500
15	Banaras House Kalkaji	Central Zone	42640
16	EIL & PNB Bhikaji Cama Place	South Zone	57000
17	LSC GK-I, M Block	Central Zone	212000
18	Green Park Market	South Zone	229000
19	B.K. Dutta Market, Rajouri Garden	West Zone	403500


Assistant Commissioner
Remunerative Project Cell, SDMC



PARKING PLANNED AS PER FEASIBILITY ON THE GROUND.



PARKING CAPACITY LOT WISE:

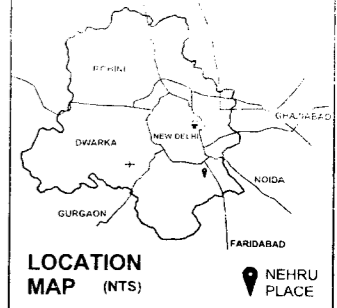
1) AREA: 1560 m²
4W: 47 + 1* 2W: 60

2) 44 m (HALF LANE)
4W: 0 2W: 42

3) AREA: 3500 m²
4W: 69 + 2* 2W: 110

* PARKING FOR HANDICAPPED USERS.

TOTAL AREA:
5,300 m² Approx.



NOTE:

LINEAR PARKINGS IS DENOTED AS 2.

OFF-STREET PARKINGS ARE DENOTED AS 1 AND 3.

TOTAL: 4W: 119 2W: 212

NO PARKING IN FRONT OF THE MAIN ENTRY / EXIT GATES OF THE BUILDINGS, PLOTS OR PREMISES.

NO PARKING ON THE ISLANDS AND FOOTPATHS.

LEGEND

○ TREE

||||| 2-WHEELER PARKING

|||| CAR PARKING BAY

||||| PARKING FOR HANDICAPPED USERS

NEHRU PLACE
IN FRONT OF PLOT NO. 62 - 69

ALL DIMENSIONS IN: SHEET
N.A. 1/1

20 METERS

SCALE: 1 : 900 (SHEET A3)

TRANSPORT CONSULTANT: *Abhishek Singh*

A.C. RP CELL: *[Signature]*

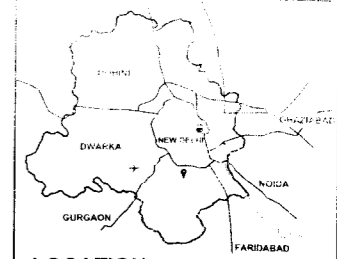
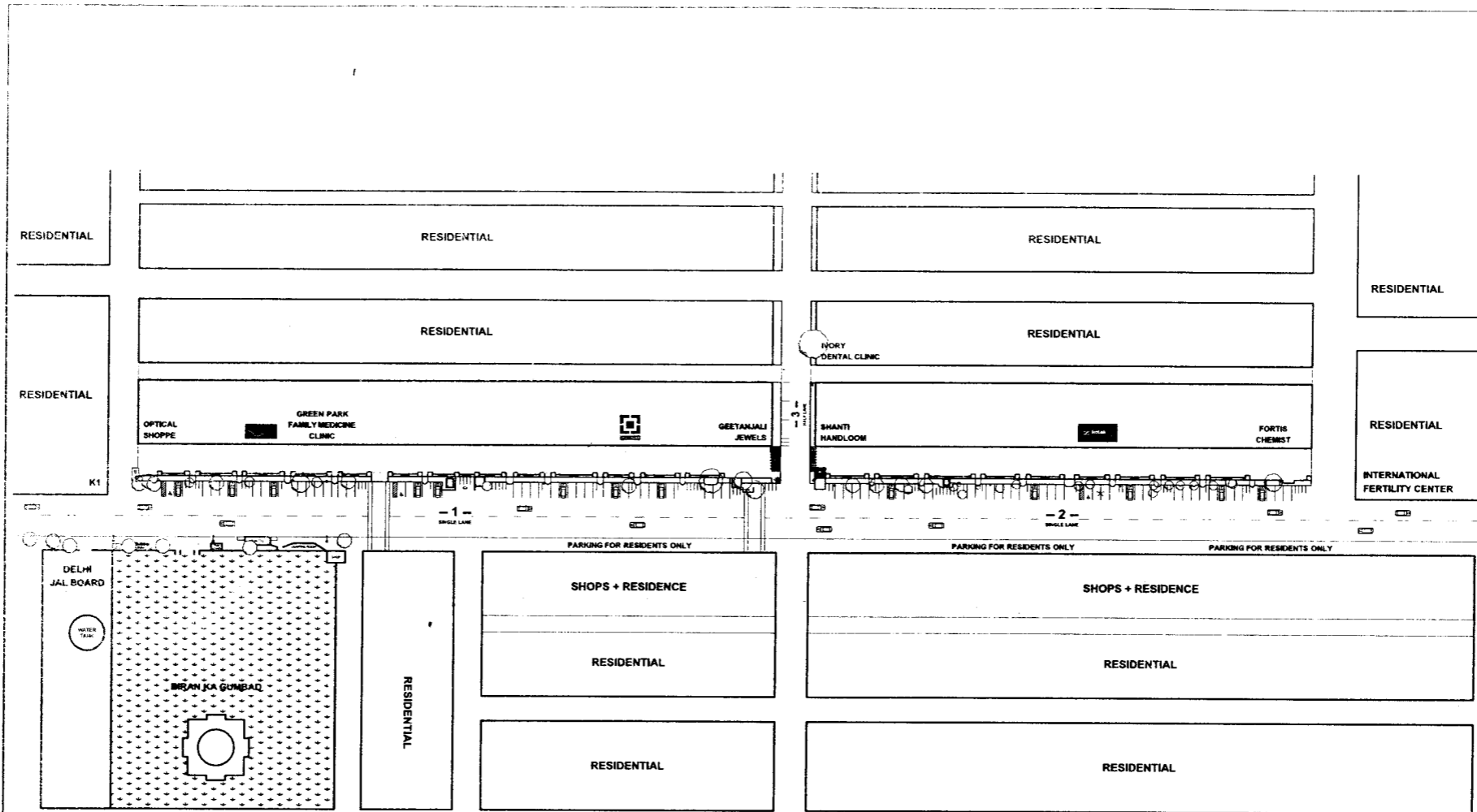
S.O. RP CELL: *[Signature]*

AREA INSPECTOR: *[Signature]*

DATE: 29th November 2017



Assistant Commissioner
Remunerative Project Cell, SDMC



LOCATION MAP (NTS)
GREEN PARK

NOTE:
ON-STREET PARKINGS ARE DENOTED AS 1, 2 AND 3.
TOTAL: 4W: 75 2W: 79
NO PARKING IN FRONT OF THE MAIN ENTRY / EXIT GATES OF THE PLOTS OR PREMISES.

LEGEND

	TREE		PARKING FOR HANDICAPPED USERS
	CAR PARKING BAY		STREET LIGHTS
	2-WHEELER PARKING		FLOOD LIGHTS
	GREEN AREA		BUILDING

GREEN PARK MARKET

ALL DIMENSIONS IN:	SHEET
N.A.	1/1

30 METERS
SCALE: 1 : 1250 (SHEET A3)

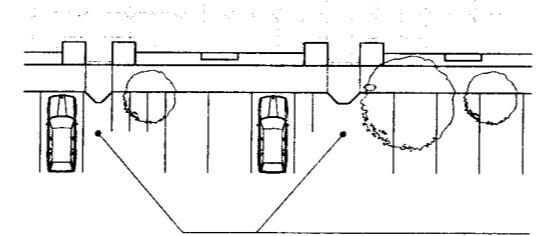
Abhishek Jain
TRANSPORT CONSULTANT

[Signature]
A.C. RP CELL

[Signature]
S.O. RP CELL

[Signature]
AREA INSPECTOR

DATE: 18th November 2017



PARKING CAPACITY LOT WISE:

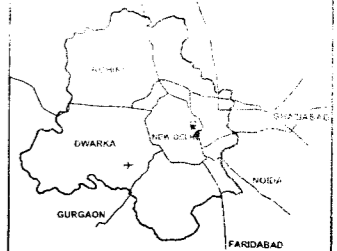
- 1) LENGTH: 183 m (SINGLE LANE)
NO PARKING LENGTH*: 43 m
EFFECTIVE LENGTH: 140 m
4W: 36 + 2** 2W: 46
- 2) LENGTH: 143 m (SINGLE LANE)
NO PARKING LENGTH: 21 m
EFFECTIVE LENGTH: 122 m
4W: 33 + 1 2W: 33
- 3) LENGTH: 18.4 m (HALF LANE)
4W: 3 2W: 2

** PARKING IN FRONT OF ENTRY / EXIT POINTS.
* PARKING FOR HANDICAPPED USERS
Assistant Commissioner
Remunerative Project Cell, SDMC

PARKING PLANNED AS PER FEASIBILITY ON THE GROUND.

[Handwritten signature]

REVISION MAP



LOCATION MAP (NTS) APPU GHAR

NOTE:
SURFACE PARKING AT APPU GHAR IS ADJOINING THE DMRC PARKING AT PRAGATI MAIDAN METRO STATION.

AREA (APPROX): 1500 SQ. M.

TOTAL: 4W: 27 2W: 21

NO PARKING IN FRONT OF THE MAIN ENTRY / EXIT GATES OF THE PLOTS OR PREMISES.

NO PARKING ON THE ISLANDS AND FOOTPATHS.

LEGEND
TREE
CAR PARKING BAY
2-WHEELER PARKING
GREEN AREA

NEAR APPU GHAR; OFF-STREET PARKING

ALL DIMENSIONS IN: SHEET 1/1
N.A.

10 METERS
SCALE: 1 : 600 (SHEET A3)

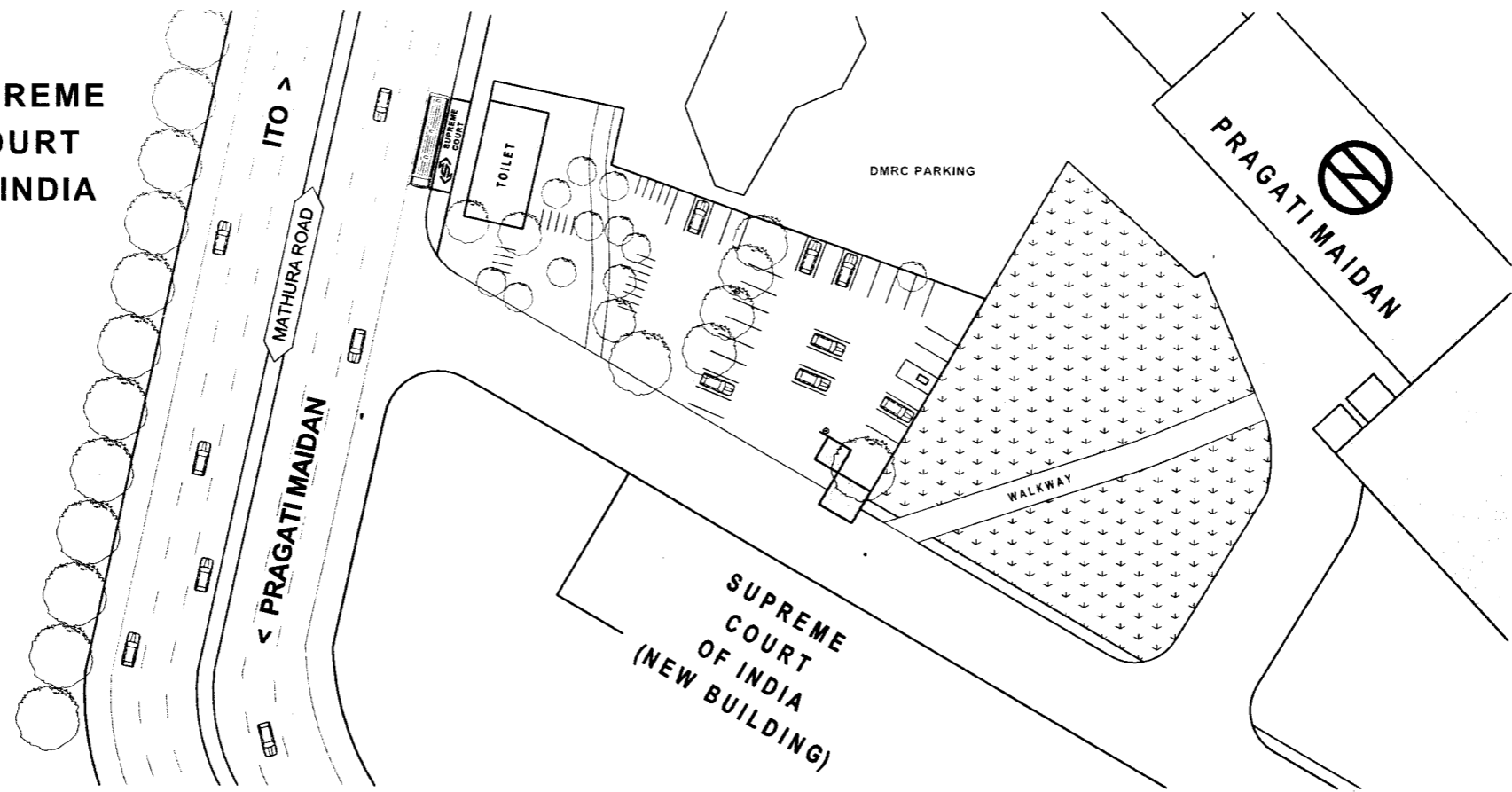
TRANSPORT CONSULTANT
R.C. RP CELL

S.O. RP CELL
AREA INSPECTOR

DATE: 12th December 2017

SOUTH DELHI MUNICIPAL CORPORATION

SUPREME COURT OF INDIA



SUPREME COURT OF INDIA (NEW BUILDING)

PARKING PLANNED AS PER FEASIBILITY ON THE GROUND.

Assistant Commissioner Remunerative Project Cell, SDMC

Handwritten signature/initials

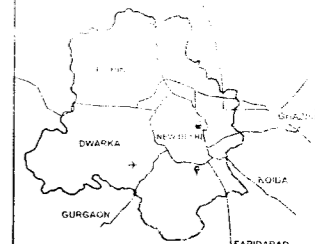
GREATER KAILASH I M BLOCK

PARKING CAPACITY LOT WISE:

- 1) 238 m (HALF LANE ANGULAR)
NO PARKING LENGTH*: 19 m
EFFECTIVE LENGTH: 219 m
4W: 50 2W: 0
- 2) 238 m (HALF LANE ANGULAR)
NO PARKING LENGTH*: 21 m
EFFECTIVE LENGTH: 217 m
4W: 50 2W: 0

SIDE LANES: 14.3 m (HALF LANES)
4W: 6 (3 EACH SIDE)

* IN FRONT OF GATES ETC.



LOCATION MAP (NTS) GREATER KAILASH I

NOTE:

ON-STREET PARKINGS ARE DENOTED AS 1 AND 2.

TOTAL: 4W: 106 2W: 0

NO PARKING IN FRONT OF THE MAIN ENTRY / EXIT GATES OF THE PARK, BUILDINGS, PLOTS OR PREMISES.

LEGEND



**G.K. I M-BLOCK
LSC**

ALL DIMENSIONS IN: SHEET **1/1**
N.A.

20 METERS

SCALE: 1 : 1100 (SHEET A3)

[Signature]
TRANSPORT CONSULTANT

[Signature]
A.C. RP CELL

[Signature]
S.O. RP CELL

[Signature]
AREA INSPECTOR

DATE: 30th November 2017

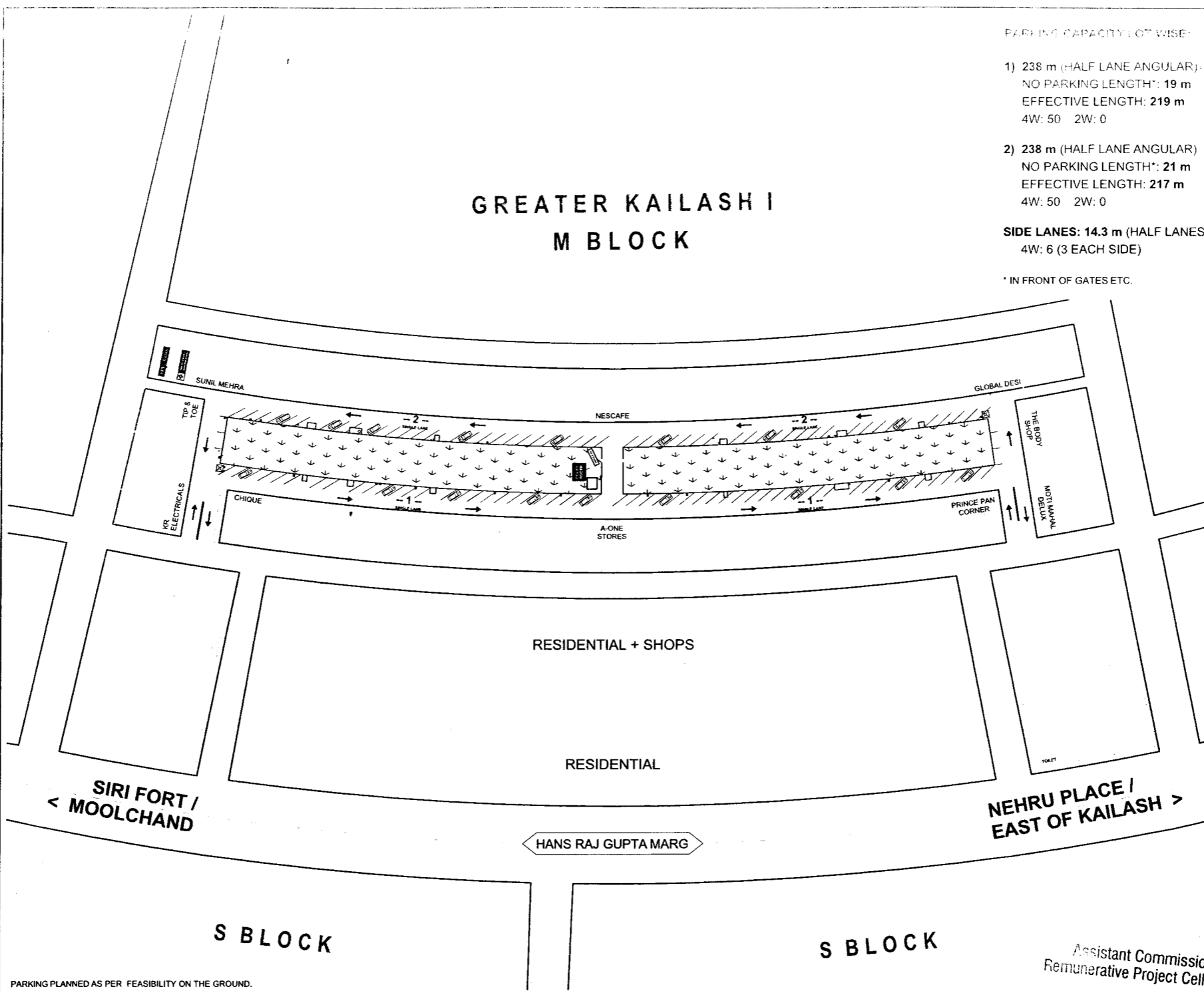


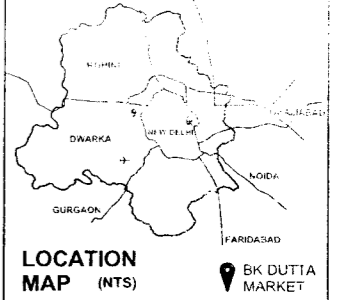
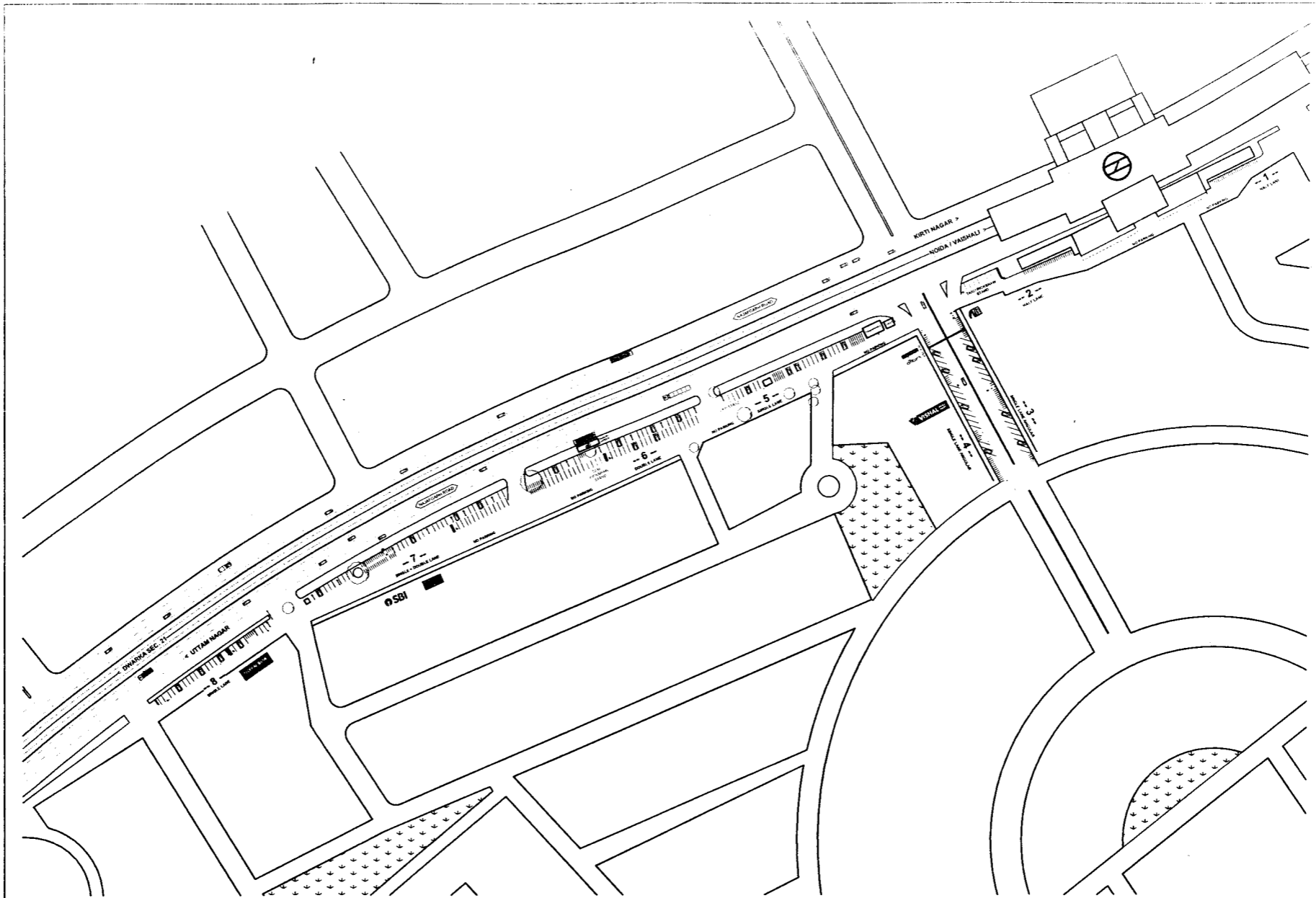
**SOUTH DELHI
MUNICIPAL
CORPORATION**

Assistant Commissioner
Remunerative Project Cell, SDM

[Handwritten Signature]

PARKING PLANNED AS PER FEASIBILITY ON THE GROUND.





NOTE:

ON-STREET PARKINGS ARE DENOTED FROM 1 TO 8.

TOTAL: 4W: 174 2W: 190

NO PARKING IN FRONT OF THE MAIN ENTRY / EXIT GATES OF THE PLOTS OR PREMISES.

NO PARKING ON THE ISLANDS AND FOOTPATHS.

LEGEND

	TREE
	CAR PARKING BAY
	2-WHEELER PARKING
	STREET LIGHTS
	GREEN AREA

BK DUTTA MARKET

ALL DIMENSIONS IN:	SHEET
N.A.	1/1

50 METERS

SCALE: 1 : 2000 (SHEET A3)

TRANSPORT CONSULTANT	A.C. RP CELL
S.O. RP CELL	AREA INSPECTOR

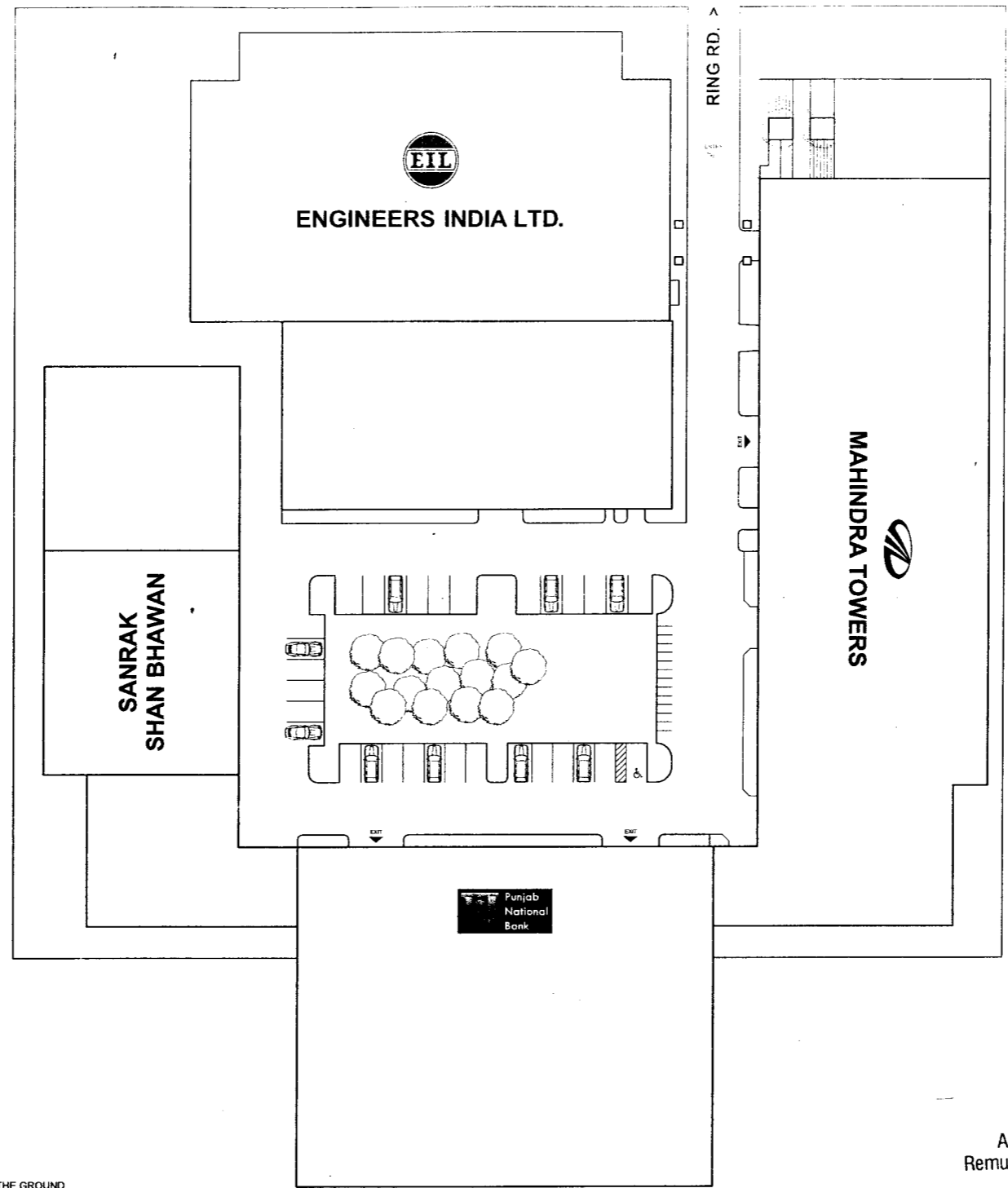
DATE: 7th December 2017

SOUTH DELHI MUNICIPAL CORPORATION

PARKING CAPACITY STRETCH WISE:	3) 85 m (SINGLE LANE ANGULAR) 4W: 14 2W: 24	6) 100 m (DOUBLE LANE) 4W: 59 + 1** 2W: 20	
	1) 27 m (HALF LANE) 4W: 0 2W: 27	4) 85 m (SINGLE LANE ANGULAR) 4W: 10 2W: 31	7) 120 - 8* = 112 m (SINGLE + DOUBLE) 4W: 41 + 1** 2W: 32
	2) 27 m (HALF LANE) 4W: 0 2W: 27	5) 81 - 5* = 76 m (SINGLE LANE) 4W: 21 2W: 26	8) 71 m (SINGLE LANE) 4W: 23 + 1** 2W: 6

PARKING PLANNED AS PER FEASIBILITY ON THE GROUND.
THE NAME OF SHOPS AND BUILDINGS MAY / MAY NOT CHANGE WITH THE PASSAGE OF TIME.

Assistant Commissioner
Public Works Department
South Delhi Municipal Corporation



PARKING PLANNED AS PER FEASIBILITY ON THE GROUND.

LOCATION MAP (NTS)
 BHIKAJI CAMA PLACE

NOTE:
TOTAL AREA: 1743 m² (approx.)
 CENTRAL ISLAND NOT INCLUDED
TOTAL: 4W: 31 2W: 14
NO PARKING IN FRONT OF THE MAIN ENTRY / EXIT GATES AND WALKWAYS OF THE PREMISES.

LEGEND

- TREE
- 2-WHEELER PARKING
- CAR PARKING BAY
- PARKING FOR HANDICAPPED USERS

**BHIKAJI CAMA PLACE,
 BETWEEN EIL AND PNB**

ALL DIMENSIONS IN: SHEET **1 / 1**
 N.A.

10 METERS
 SCALE: 1 : 500 (SHEET A3)

Abhishek Datta
 TRANSPORT CONSULTANT

[Signature]
 A.C. RP CELL

[Signature]
 S.O. RP CELL

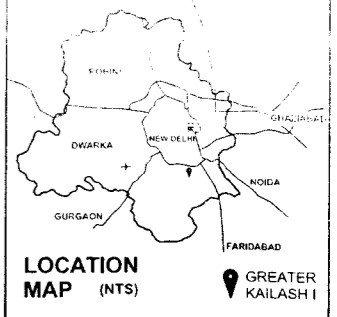
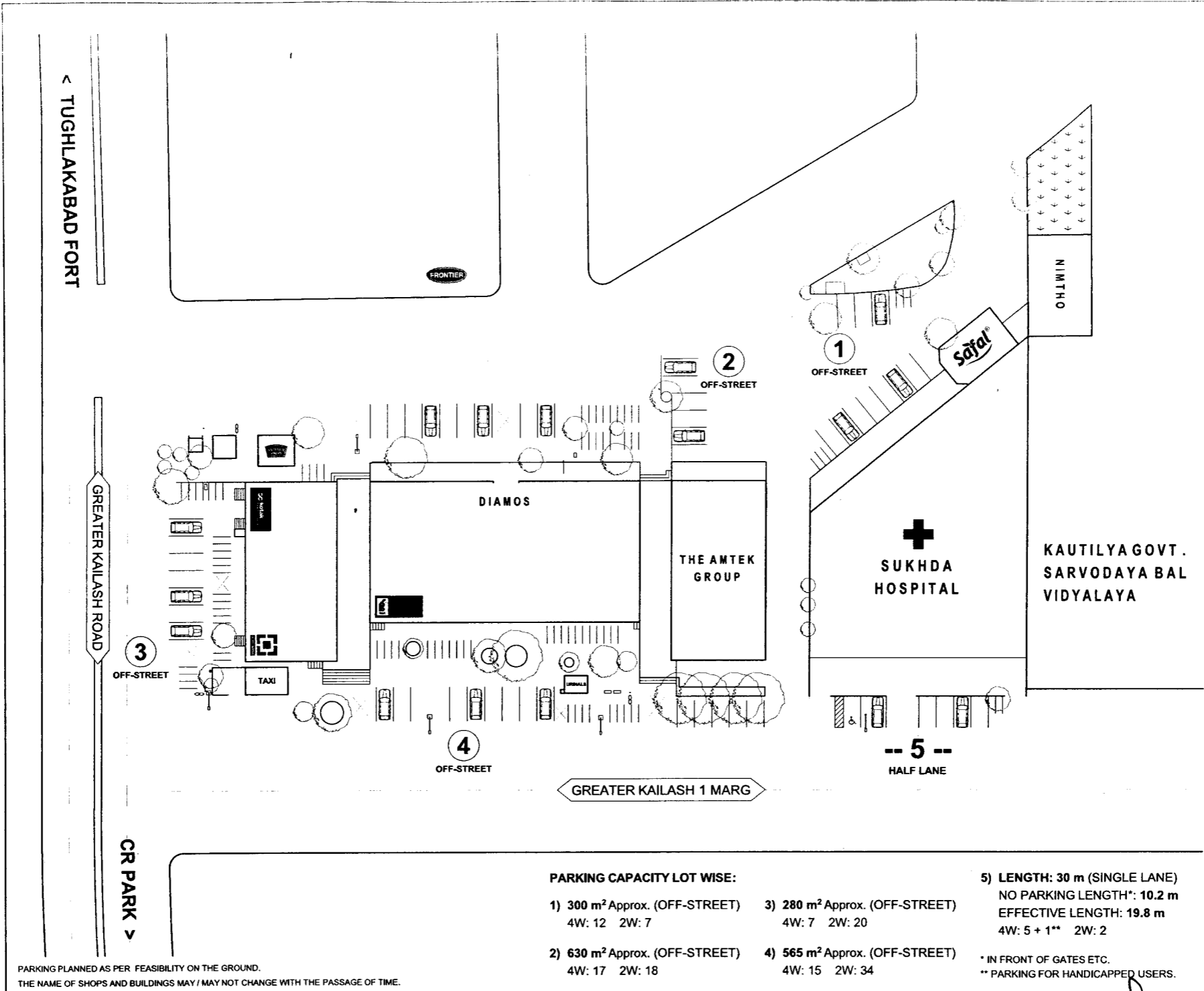
[Signature]
 AREA INSPECTOR

DATE: 30th November 2017

Assistant Commissioner
 Remunerative Project Cell, SDMC

**SOUTH DELHI
 MUNICIPAL
 CORPORATION**

[Handwritten Signature]



NOTE:
 OFF-STREET PARKINGS ARE DENOTED AS 1, 2, 3 AND 4.
 ON-STREET PARKING IS DENOTED AS 5.
TOTAL: 4W: 57 2W: 81
NO PARKING IN FRONT OF THE MAIN ENTRY / EXIT GATES OF THE BUILDINGS, PLOTS OR PREMISES.
NO PARKING ON THE ISLANDS AND FOOTPATHS.

LEGEND

	TREE		PARKING FOR HANDICAPPED USERS
	CAR PARKING BAY		NO PARKING
	2-WHEELER PARKING		GREEN AREA

**G.K. I R-BLOCK
 SUKHDA HOSPITAL**

ALL DIMENSIONS IN:	SHEET
N.A.	1/1

10 METERS
 SCALE: 1 : 500 (SHEET A3)

TRANSPORT CONSULTANT	A.C. RP CELL
S.O. RP CELL	AREA INSPECTOR

DATE: 9th December 2017



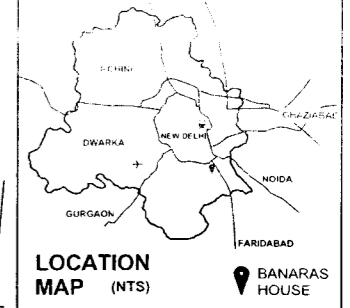
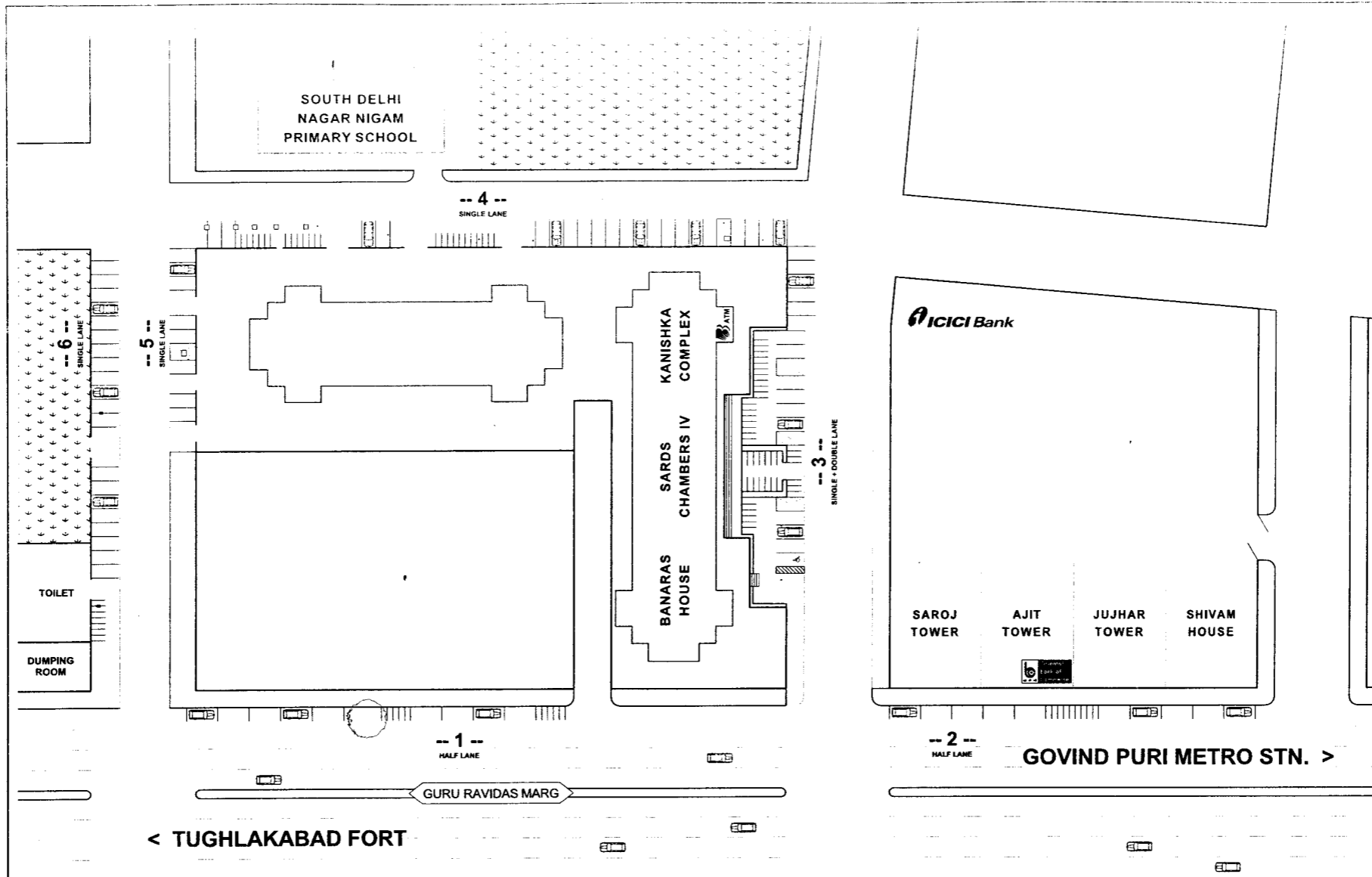
PARKING CAPACITY LOT WISE:

- | | |
|---|---|
| 1) 300 m ² Approx. (OFF-STREET)
4W: 12 2W: 7 | 3) 280 m ² Approx. (OFF-STREET)
4W: 7 2W: 20 |
| 2) 630 m ² Approx. (OFF-STREET)
4W: 17 2W: 18 | 4) 565 m ² Approx. (OFF-STREET)
4W: 15 2W: 34 |

5) LENGTH: 30 m (SINGLE LANE)
 NO PARKING LENGTH*: 10.2 m
 EFFECTIVE LENGTH: 19.8 m
 4W: 5 + 1** 2W: 2

* IN FRONT OF GATES ETC.
 ** PARKING FOR HANDICAPPED USERS.

PARKING PLANNED AS PER FEASIBILITY ON THE GROUND.
 THE NAME OF SHOPS AND BUILDINGS MAY / MAY NOT CHANGE WITH THE PASSAGE OF TIME.



NOTE:
 ON-STREET PARKINGS ARE DENOTED FROM 1 TO 7.
TOTAL: 4W: 89 2W: 95
NO PARKING IN FRONT OF THE MAIN ENTRY / EXIT GATES OF THE PLOTS OR PREMISES.
NO PARKING ON THE ISLANDS AND FOOTPATHS.

LEGEND

- TREE
- CAR PARKING BAY
- 2-WHEELER PARKING
- PARKING FOR HANDICAPPED USERS
- NO PARKING
- GREEN AREA

BANARAS HOUSE KALKAJI

ALL DIMENSIONS IN: SHEET 1/1
 N.A.

20 METERS
 SCALE: 1 : 700 (SHEET A3)

TRANSPORT CONSULTANT: [Signature]
 A.C. RP CELL: [Signature]

S.O. RP CELL: [Signature]
 AREA INSPECTOR: [Signature]

DATE: 12th September 2017



PARKING CAPACITY

- | | | |
|--|---|--|
| 1) 68 m (SINGLE LANE ANGULAR)
4W: 9 2W: 10 | 4) 101 m (SINGLE LANE)
NO PARKING LENGTH*: 12.7 m
EFFECTIVE LENGTH: 25.5 m
4W: 25 2W: 24 | 6) 68 m (SINGLE LANE)
NO PARKING LENGTH*: 7.2 m
EFFECTIVE LENGTH: 60.8 m
4W: 21 2W: 7 |
| 2) 69 m (SINGLE LANE ANGULAR)
4W: 10 2W: 9 | 5) 35 m (SINGLE LANE)
NO PARKING LENGTH*: 9.5 m
EFFECTIVE LENGTH: 88.3 m
4W: 8 2W: 0 | |
| 3) 72 m (SINGLE + DOUBLE LANE)
4W: 15 + 1* 2W: 45 | | |

PARKING PLANNED AS PER FEASIBILITY ON THE GROUND.

Assistant Commissioner
 Remunerative Project Cell, SDMC
 IN FRONT OF GATES / TEH BAZARI ETC.

[Signature]